

Scaled data based on original data using
LM-79-08 Approved Method: Electrical and Photometric Measurements of Solid-
State Lighting Products

Test Report Prepared for
Cooper Lighting Solutions
(formerly Eaton)

Brand: INVUE

Report Number: P673694

Luminaire Tested: **CCP-SA-1A-740-U-SL2-HSS**

Issue Date: 04/16/2023



Test Information

Test Method: LM-79-08
Report Number: P673694
Test Lab: INNOVATION CENTER(G1)
Issue Date: 04/16/2023
Manufacturer: COOPER LIGHTING SOLUTIONS (FORMERLY EATON)
Product Line: INVUE
Catalog Number: CCP-SA-1A-740-U-SL2-HSS
Description: INVUE CLEAR CURVE POLE MOUNT Light Square Luminaire @350mA w/ SL2 distribution lens and House Side Shield
Light Source: (16) 4000K CCT, 70 CRI LEDs
Ballast/Driver: ELECTRONIC DRIVER

Summary

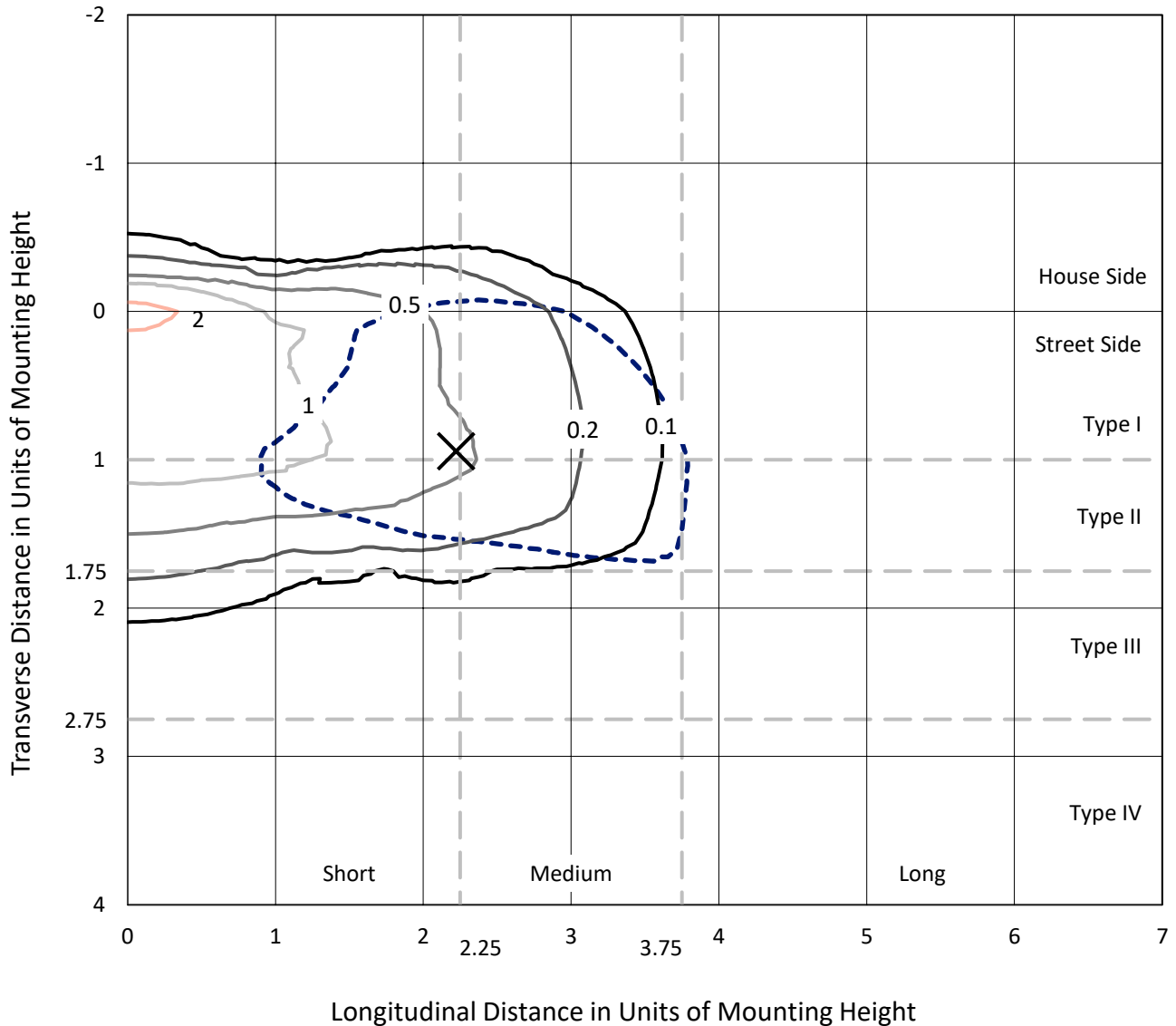
Lumens per Lamp: N/A
Luminaire Lumens: 2200 lumens
Efficiency: N/A
Efficacy: 122.2 lumens/watt
Luminous Opening: Rectangular (W 1' x L: 0.5' x H: 0')
IES Classification: Type II - Short
BUG Rating: B0 - U0 - G1

Input Watts (W): 18
Input Voltage (V): 120
Input Current (Ain): NR
Voltage Rise (V): NR
Power Factor: NR
Total Harmonic Distortion (THDi): NR
Frequency (hertz): 60
Stabilization Time: NR
Operation Time: NR
Ambient Temperature (°C): NR
Test Distance: 25 FT

REPORT NUMBER: P673694
 CATALOG NUMBER: CCP-SA-1A-740-U-SL2-HSS

Iso-Footcandle Lines of Horizontal Illumination

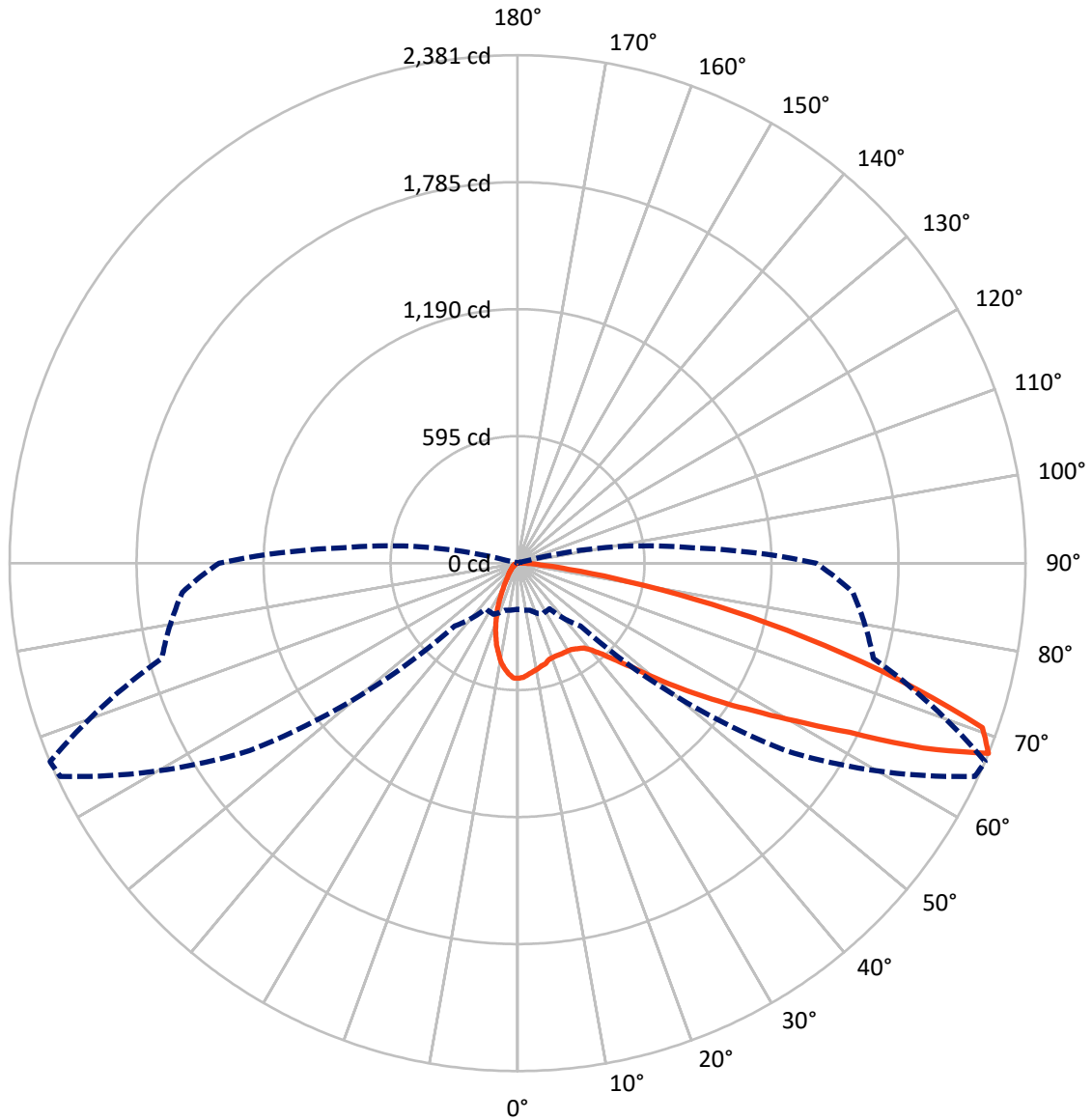
✕ Max cd
 - - - 1/2 Max cd



Based on 15 foot mounting height. Maximum calculated value = 2.4 fc
 Type II - Short - N/A

REPORT NUMBER: P673694
CATALOG NUMBER: CCP-SA-1A-740-U-SL2-HSS

Luminous Intensity Polar Plot



— Vertical Plane Through 67-Deg Lateral - - - Horizontal Cone Through 67.5-Deg Vertical

REPORT NUMBER: P673694
 CATALOG NUMBER: CCP-SA-1A-740-U-SL2-HSS

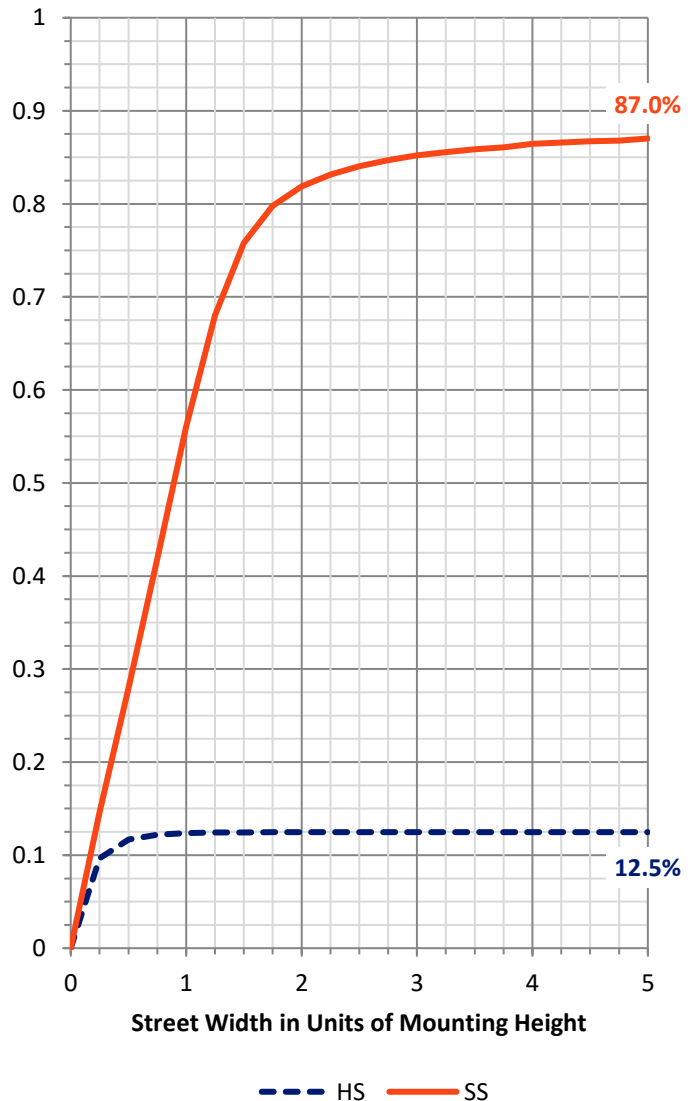
FLUX DISTRIBUTION:

		Downward	Upward	Total
House Side	Lumens	276.9	0.0	276.9
	% Fixture	12.6	0.0	12.6
Street Side	Lumens	1923.1	0.0	1923.1
	% Fixture	87.4	0.0	87.4
Total	Lumens	2200.0	0.0	2200.0
	% Fixture	100.0	0.0	100.0

Coefficient of Utilization

ZONAL LUMENS:

Zone	Lumens	% Fixture
0°-10°	45.5	2.1
10°-20°	101.0	4.6
20°-30°	143.6	6.5
30°-40°	209.1	9.5
40°-50°	323.7	14.7
50°-60°	496.7	22.6
60°-70°	538.5	24.5
70°-80°	303.8	13.8
80°-90°	38.2	1.7
90°-100°	0.0	0.0
100°-110°	0.0	0.0
110°-120°	0.0	0.0
120°-130°	0.0	0.0
130°-140°	0.0	0.0
140°-150°	0.0	0.0
150°-160°	0.0	0.0
160°-170°	0.0	0.0
170°-180°	0.0	0.0
0°-90°	2200.0	100.0
0°-180°	2200.0	100.0



REPORT NUMBER: P673694

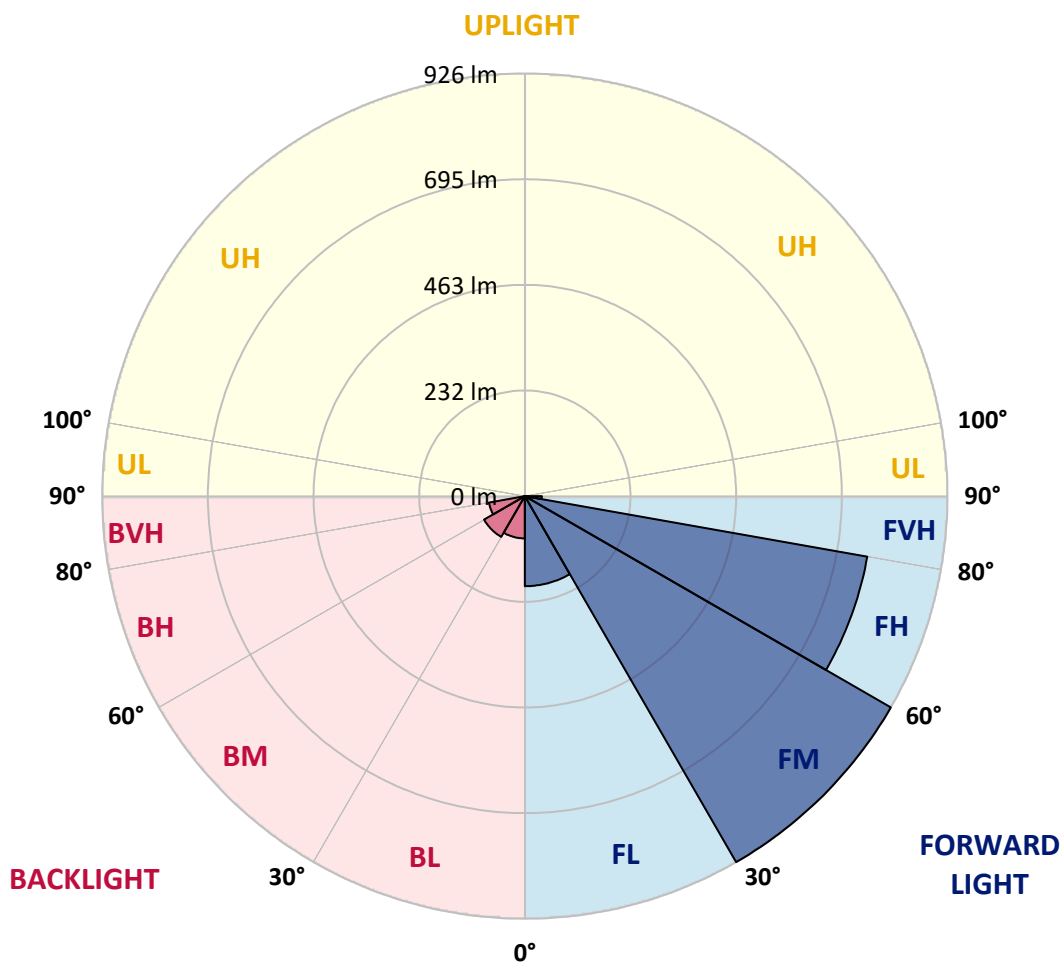
CATALOG NUMBER: CCP-SA-1A-740-U-SL2-HSS

LUMINAIRE CLASSIFICATION SYSTEM LUMEN TABLE AND BUG RATING:

Zone	Lumens	% Fixture	Zone Rating/Lumen Limit		
			B	U	G
FL (0°-30°)	197.4	9.0			
FM (30°-60°)	926.4	42.1			
FH (60°-80°)	762.3	34.6			G1/1800
FVH (80°-90°)	37.1	1.7			G1/100
BL (0°-30°)	92.7	4.2	B0/110		
BM (30°-60°)	103.1	4.7	B0/220		
BH (60°-80°)	80.0	3.6	B0/110		G0/110
BVH (80°-90°)	1.1	0.0			G0/10
UL (90°-100°)	0.0	0.0		U0/0	
UH (100°-180°)	0.0	0.0		U0/0	

BUG Rating: B0-U0-G1

Type II Short





REPORT NUMBER: P673694
 CATALOG NUMBER: CCP-SA-1A-740-U-SL2-HSS

CANDELA DISTRIBUTION (FULL):

	0°	5°	15°	25°	35°	45°	55°	65°	67°	75°	85°
0°	539.6	539.6	539.6	539.6	539.6	539.6	539.6	539.6	539.6	539.6	539.6
2.5°	516.3	519.0	522.7	528.0	531.7	529.6	531.1	540.2	535.4	539.6	537.5
5°	487.7	490.3	495.6	495.1	499.3	507.3	517.9	529.6	524.3	537.0	541.7
7.5°	458.0	456.9	456.9	468.1	477.1	488.2	494.0	513.1	513.7	524.8	536.4
10°	431.0	434.1	439.4	443.7	452.2	468.1	485.0	499.9	505.7	528.0	531.1
12.5°	414.5	416.1	422.5	426.2	437.3	452.7	470.7	489.8	494.6	517.4	532.7
15°	407.6	411.3	413.5	420.4	426.2	440.5	453.8	475.5	489.3	507.3	526.4
17.5°	412.9	411.3	412.4	414.5	421.4	434.1	448.5	470.2	475.0	505.2	533.8
20°	419.8	420.4	417.2	416.1	414.5	426.7	438.4	466.5	471.8	505.2	538.6
22.5°	438.4	432.5	438.4	429.9	421.4	426.7	437.8	467.0	470.7	504.6	543.3
25°	461.2	462.2	463.8	445.8	433.6	429.9	441.6	468.6	471.8	508.9	545.5
27.5°	493.5	498.3	490.3	481.3	456.9	438.4	441.0	467.5	473.4	506.8	550.8
30°	537.0	533.3	534.3	513.7	489.8	460.6	453.2	470.2	474.4	509.4	560.8
32.5°	574.6	570.4	577.8	570.4	532.7	492.4	467.5	475.5	480.3	515.8	569.3
35°	597.9	603.2	614.9	622.8	591.0	533.8	491.4	489.8	491.9	519.0	575.7
37.5°	634.0	643.5	653.1	673.2	645.6	584.7	529.0	508.4	504.6	534.3	578.9
40°	673.2	670.6	698.7	722.5	721.4	656.2	581.5	541.2	535.9	558.7	600.1
42.5°	706.1	703.4	734.7	773.9	778.2	725.2	641.4	587.9	583.1	596.3	626.0
45°	749.0	751.1	788.2	834.9	850.3	816.3	722.5	654.7	652.0	647.8	675.3
47.5°	787.2	798.8	830.6	885.8	941.4	910.7	817.9	752.2	733.6	724.1	751.7
50°	813.7	824.3	863.0	921.8	1023.6	1043.2	925.0	856.1	856.6	833.3	848.1
52.5°	813.7	813.1	844.4	921.8	1080.8	1181.6	1068.1	987.0	991.3	966.9	967.9
55°	735.2	733.6	771.8	854.0	1074.5	1314.6	1284.9	1152.9	1142.3	1095.2	1099.9
57.5°	592.1	595.8	625.0	723.6	991.8	1376.6	1543.1	1339.5	1303.5	1205.9	1205.9
60°	432.0	428.8	450.6	519.5	794.6	1353.3	1755.1	1559.5	1502.8	1297.6	1283.9
62.5°	328.7	328.1	334.0	357.3	504.1	1180.0	1846.3	1839.4	1747.2	1387.8	1368.1
65°	265.6	266.6	274.6	291.0	308.0	804.7	1798.0	2173.3	2089.1	1521.9	1457.7
67.5°	216.8	219.5	229.0	264.5	260.8	416.6	1531.4	2364.7	2380.6	1726.5	1578.1
70°	167.0	171.2	182.3	232.7	251.3	277.2	1061.8	2269.3	2311.7	1853.7	1505.4
72.5°	113.4	112.9	136.8	188.7	253.9	253.9	591.0	1827.7	1868.0	1709.0	1307.7
75°	61.5	65.2	90.6	142.6	232.7	245.4	336.6	1337.4	1394.1	1328.9	1011.4
77.5°	33.4	33.9	50.4	93.3	193.5	234.3	224.8	909.6	931.9	801.5	553.9
80°	17.5	18.0	26.5	61.0	133.6	217.3	187.1	542.3	521.1	307.4	182.9
82.5°	8.0	8.5	13.3	38.2	85.3	171.2	161.7	261.9	241.7	85.9	55.7
85°	3.2	3.2	5.8	22.8	49.8	84.3	138.4	131.5	109.7	26.0	27.6
87.5°	1.1	1.1	1.6	9.0	20.1	50.4	73.7	69.4	47.7	9.5	14.8
90°	0.0	0.0	0.0	0.0	0.0	0.0	0.0	0.0	0.0	0.0	0.0



REPORT NUMBER: P673694
 CATALOG NUMBER: CCP-SA-1A-740-U-SL2-HSS

CANDELA DISTRIBUTION (continued):

	90°	95°	105°	115°	125°	135°	145°	155°	165°	175°	180°
0°	539.6	539.6	539.6	539.6	539.6	539.6	539.6	539.6	539.6	539.6	539.6
2.5°	535.4	541.2	539.6	538.6	528.5	527.4	526.4	516.8	520.0	512.1	517.4
5°	538.6	541.7	533.3	517.4	503.0	487.1	475.0	466.5	451.1	445.3	444.2
7.5°	535.4	535.4	517.9	492.4	464.4	438.4	405.5	382.2	364.7	351.4	356.2
10°	531.1	524.8	506.8	461.7	410.8	371.6	324.4	290.0	264.0	255.5	250.2
12.5°	531.1	520.0	479.7	418.2	352.5	293.1	236.9	191.9	167.0	152.1	150.0
15°	526.4	509.9	460.1	377.4	295.8	215.2	151.1	112.4	91.2	85.3	83.2
17.5°	527.4	507.8	431.0	329.2	229.5	143.1	92.2	71.0	65.7	63.1	63.6
20°	529.6	507.8	405.0	282.0	165.4	89.1	63.6	59.9	57.2	56.2	56.7
22.5°	536.4	497.7	378.5	233.8	111.8	64.1	56.2	52.5	50.4	48.8	48.2
25°	537.5	496.2	353.0	186.1	76.9	54.1	49.3	45.1	42.4	40.3	39.8
27.5°	535.9	489.3	317.5	138.4	57.8	48.2	41.9	37.6	33.9	32.3	31.8
30°	541.7	476.5	287.3	99.7	48.8	41.9	35.5	30.7	27.6	25.4	25.4
32.5°	542.3	465.4	253.9	71.0	44.5	37.1	30.2	24.9	21.7	20.7	20.7
35°	542.8	455.3	216.8	54.1	39.8	31.8	24.9	20.7	18.6	17.0	17.0
37.5°	544.4	447.9	182.9	45.6	35.5	27.0	20.7	17.0	14.8	14.3	14.3
40°	547.6	437.8	147.4	40.3	30.7	22.8	17.5	14.3	12.2	11.7	11.1
42.5°	556.1	435.2	117.7	36.0	27.6	19.1	14.3	11.7	10.1	9.0	8.5
45°	591.0	442.1	91.2	33.4	23.3	15.9	12.2	9.5	7.4	6.9	6.4
47.5°	648.3	464.9	72.1	29.7	19.6	13.3	10.1	7.4	5.8	5.3	4.8
50°	735.2	516.8	58.8	26.5	16.4	11.1	8.0	5.8	4.2	3.7	3.7
52.5°	849.2	586.8	50.9	23.3	13.3	9.5	6.4	4.2	3.2	2.7	2.7
55°	965.8	669.5	47.7	20.1	11.1	8.0	4.8	3.2	2.1	1.6	1.6
57.5°	1072.9	723.0	46.1	16.4	9.5	5.8	3.7	2.1	1.1	0.5	0.5
60°	1139.7	762.3	41.3	13.3	7.4	4.8	2.7	1.1	0.5	0.0	0.0
62.5°	1227.7	802.0	33.9	10.1	5.3	3.2	1.6	0.5	0.0	0.0	0.0
65°	1343.8	846.5	26.5	8.0	4.2	2.1	1.1	0.5	0.0	0.0	0.0
67.5°	1399.4	823.2	18.0	5.8	2.7	1.1	0.5	0.0	0.0	0.0	0.0
70°	1288.1	693.3	12.7	4.2	1.6	0.5	0.5	0.0	0.0	0.0	0.0
72.5°	1083.0	543.3	9.5	2.7	1.1	0.5	0.0	0.0	0.0	0.0	0.0
75°	798.3	339.8	7.4	2.1	1.1	0.0	0.0	0.0	0.0	0.0	0.0
77.5°	423.5	126.7	5.3	1.6	0.5	0.0	0.0	0.0	0.0	0.0	0.0
80°	125.1	37.1	3.7	1.1	0.5	0.0	0.0	0.0	0.0	0.0	0.0
82.5°	41.3	11.1	2.1	1.1	0.5	0.0	0.0	0.0	0.0	0.0	0.0
85°	21.2	4.2	1.1	1.1	0.5	0.0	0.0	0.0	0.0	0.0	0.0
87.5°	12.2	1.6	1.1	1.1	0.5	0.0	0.0	0.0	0.0	0.0	0.0
90°	0.0	0.0	0.0	0.0	0.0	0.0	0.0	0.0	0.0	0.0	0.0

(END OF REPORT)